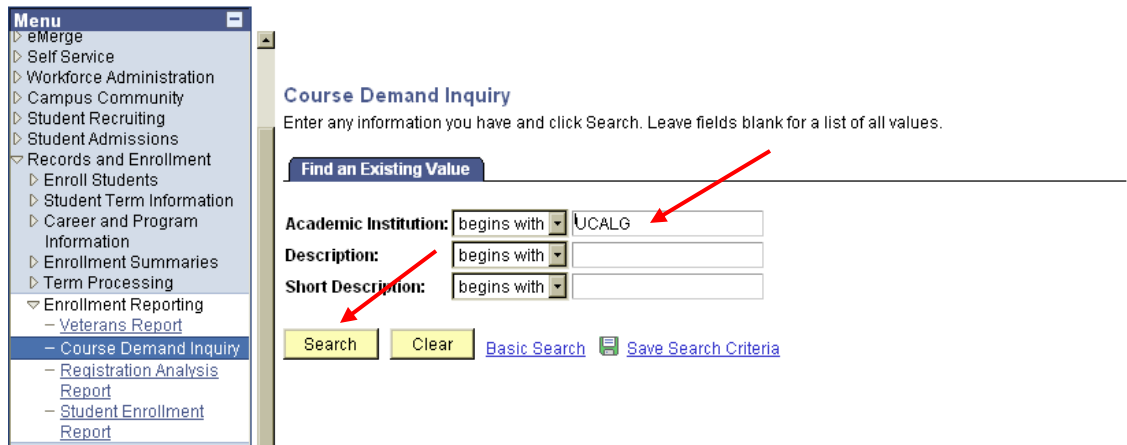


Users can generate a summary of the demand for a course on a term-by-term basis. This summary also provides information regarding the number of students who have registered, who are wait listed, and who have requested the course along with their respective program, degree plan, primary plan, and level of program information.

NOTE: 'Demand' is defined as any attempt to enroll in the class that received an error stating that the class was full (i.e., either the class is full or the wait list is full). Each enrolment request with this error status is counted and reported as a 'request' for the course. A student who received this sort of error message and subsequently acquired an enrolment or wait list position in the course will no longer appear on the demand list (neither on the Summary nor the Detail).

Navigation: Records and Enrolment >Enrolment Reporting >Course Demand Inquiry

- 1: From the Course Demand Inquiry page, enter **UCALG** as the **Academic Institution**
Click on **Search**



It is suggested that this page be used in conjunction with the Class Registration Information page as the latter displays enrolment statistics on a class section basis, as well as reserve capacities, and course/class restrictions. The Class Registration Information page is located at:

Navigation: Curriculum Management >Enrollment Requirements >Class Registration Information

- 2: Enter the **Term**
Enter the **Subject**
Enter the **Catalog Number**
Determine the type of inquiry to be run (Summary of Demand or Detail of Demand)

Click on **Search**

Course Demand Inquiry

Institution: University of Calgary

Term:

Subject:

Catalog Nbr:

Summary of Demand

Detail of Demand

Search

Enrollment Capacity:	0	Waitlist Capacity:	0		
Actual Enrollment:	0	Actual Waitlist:	0		
Available:	0	Available:	0	Total Available:	0

Summary of Demand

The Summary of Demand page, which defaults to the Program/Plan Demand tab, provides enrolment and wait list capacities. In addition, it provides information regarding the number of students who have registered, who are wait listed, and who have requested the course. The requests are grouped by Program/Plan categories and the total number of students and individual enrolment attempts for each Program/Plan category are reported.

Course Demand Inquiry

Institution: University of Calgary
Term: 2077 Fall 2007
Subject: CHEM **Catalog Nbr:** 201
 General Chemistry I

Summary of Demand
 Detail of Demand

Enrollment Capacity:	1425	Waitlist Capacity:	70		
Actual Enrollment:	1166	Actual Waitlist:	61		
Available:	259	Available:	9	Total Available:	268

Summary of Demand Customize | Find | First 1-44 of 44 Last


Program / Plan Demand	Additional Info	Program	Degree Plan	Primary Plan	Level	Total Students	Total Requests
1		CCBCH	BCS-DEG		1	1	1
2		CCBCH	BLNK-DEG	NODC-IFA	1	3	5

Notes:

Enrollment capacities include tentative section capacities.

Off campus sections are not included in the enrollment totals.

Evening sections are only included in the enrollment totals if there are no daytime sections scheduled.

Clicking on the  icon on the Summary of Demand page (see previous screen shot) displays, in one summarized view, the information contained in both the Program/Plan tab and the Additional Info. tab:

Course Demand Inquiry

Institution: University of Calgary

Term: Fall 2007

Subject: **Catalog Nbr:**

General Chemistry I

Summary of Demand



Detail of Demand

Enrollment Capacity: 1425 **Waitlist Capacity:** 70

Actual Enrollment: 1166 **Actual Waitlist:** 59

Available: 259 **Available:** 11 **Total Available:** 270

Summary of Demand												
Program	Degree Plan	Primary Plan	Level	Total Students	Total Requests	Subject	Catalog Nbr	Term	Available Capacity	Available Waitlist	Available Seats	Institution
1	CCBCH	BCS-DEG	1	1	1	CHEM	201	2077	259	11	270	UCALG
2	CCBCH	BLNK-DEG	NODC-IFA	1	3	5 CHEM	201	2077	259	11	270	UCALG

Tip: The  icon, allows users to save the summary as an Excel spreadsheet and manipulate it to suit their reporting needs. This download process only includes the data that is displaying behind the chosen folder tab. For example, if users choose to download to Excel from the Program/Plan folder tab (see previous page for screen shot), only the information contained in the 6 columns displayed will be downloaded. Clicking on the  icon and choosing to download the data to Excel will ensure that all 13 columns of data are downloaded.

Detail of Demand

The Detail of Demand page, which defaults to the Student List tab, provides a list of the names and ID numbers of the students who have requested the course and their respective program, plan, and level information. In addition, it provides information on how many times each student requested the course and the dates associated with the requests.

Course Demand Inquiry

Institution: University of Calgary

Term: 2077 Fall 2007

Subject: CHEM Catalog Nbr: 201

General Chemistry I


Enrollment Capacity:	1425	Waitlist Capacity:	70		
Actual Enrollment:	1166	Actual Waitlist:	59		
Available:	259	Available:	11	Total Available:	270


Summary of Demand
 Detail of Demand

Enrollment Capacity: 1425 Waitlist Capacity: 70
 Actual Enrollment: 1166 Actual Waitlist: 59
 Available: 259 Available: 11 Total Available: 270

Detail of Demand First 1-82 of 82

First Req	Last Req	Count	Program	Degree Plan	Primary Plan	Level	ID	Name
1	2007/07/27	2007/07/27	1	CCBCH	BCS-DEG		1	Test Student
2	2007/07/03	2007/07/03	1	CCBCH	BLNK-DEG	NODC-IFA	1	Test Student

Clicking on the  icon on the Detail of Demand page displays, in one summarized view, the information contained in both the Student List tab and the Additional Info tab.

Tip: The  icon, allows users to save the summary as an Excel spreadsheet and manipulate it to suit their reporting needs.

End of Procedure