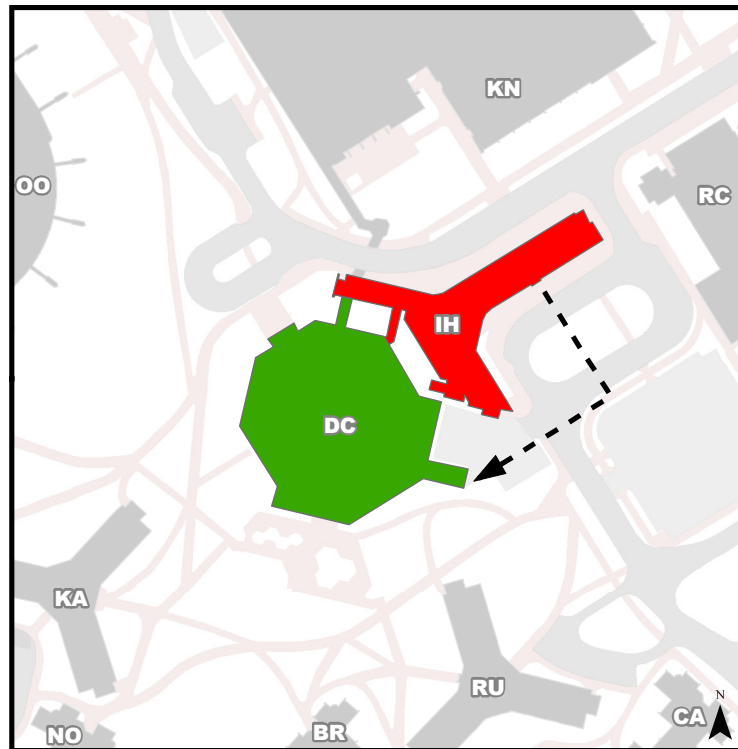


Emergency Evacuation Procedures

- Activate the **nearest** fire alarm pull station along exit path.
- Take coat and keys if immediately available.
- Evacuate building through the nearest exit. **Use stairs, do not use elevators.**
- Close all doors along your exit route.
- Move away from the building & proceed to Assembly Point

If you have information regarding the emergency call Campus Security at **403-220-5333** from a safe location

Evacuation Assembly Point Dining Centre (DC)



- Building You Are In
- Assembly Point During an Emergency



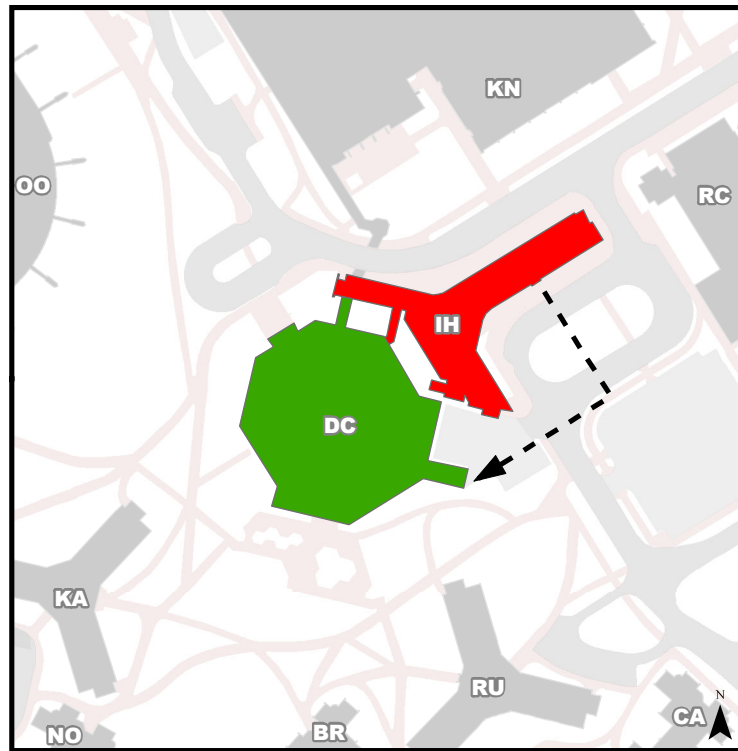
Legend	
 Rooms	 Staircases
 Washrooms	 Hallways
 Elevators	X You Are Here

Emergency Evacuation Procedures

- Activate the **nearest** fire alarm pull station along exit path.
- Take coat and keys if immediately available.
- Evacuate building through the nearest exit. **Use stairs, do not use elevators.**
- Close all doors along your exit route.
- Move away from the building & proceed to Assembly Point

If you have information regarding the emergency call Campus Security at **403-220-5333** from a safe location

Evacuation Assembly Point Dining Centre (DC)



- Building You Are In
- Assembly Point During an Emergency



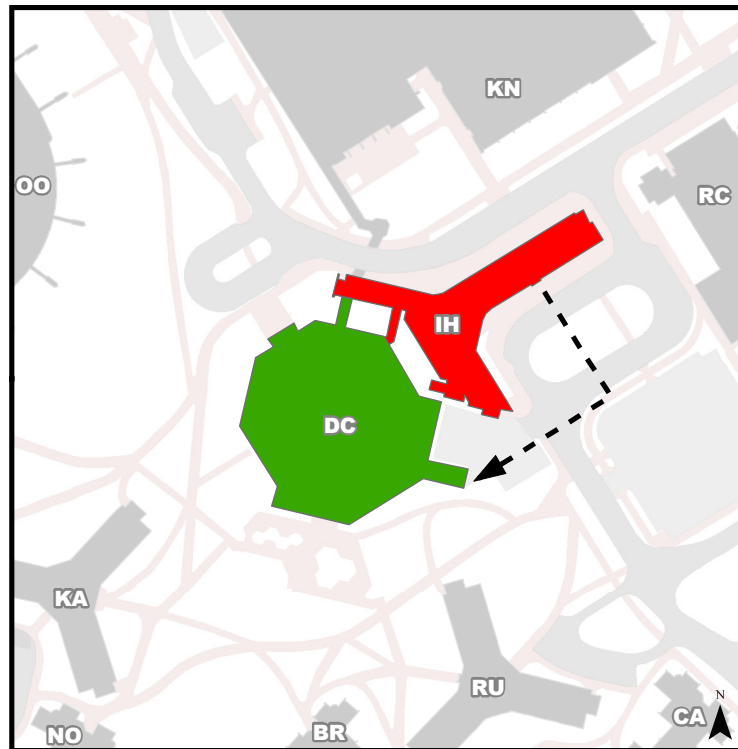
Legend	
 Rooms	 Staircases
 Washrooms	 Hallways
 Elevators	You Are Here

Emergency Evacuation Procedures

- Activate the **nearest** fire alarm pull station along exit path.
- Take coat and keys if immediately available.
- Evacuate building through the nearest exit. **Use stairs, do not use elevators.**
- Close all doors along your exit route.
- Move away from the building & proceed to Assembly Point

If you have information regarding the emergency call Campus Security at **403-220-5333** from a safe location

Evacuation Assembly Point Dining Centre (DC)



- Building You Are In
- Assembly Point During an Emergency



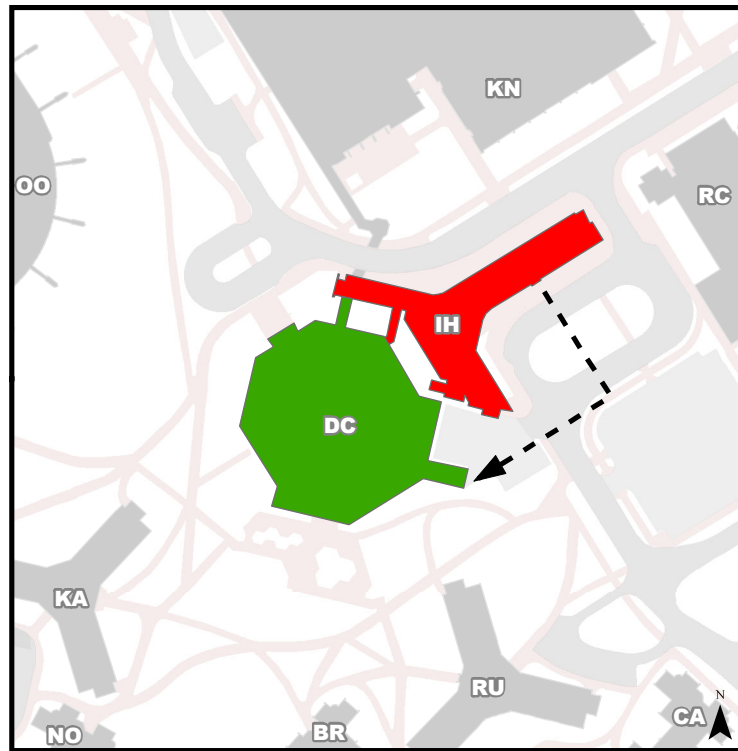
Legend	
 Rooms	 Staircases
 Washrooms	 Hallways
 Elevators	You Are Here

Emergency Evacuation Procedures

- A. Activate the **nearest** fire alarm pull station along exit path.
- B. Take coat and keys if immediately available.
- C. Evacuate building through the nearest exit. **Use stairs, do not use elevators.**
- D. Close all doors along your exit route.
- E. Move away from the building & proceed to Assembly Point

If you have information regarding the emergency call Campus Security at **403-220-5333** from a safe location

Evacuation Assembly Point Dining Centre (DC)



- Building You Are In
- Assembly Point During an Emergency



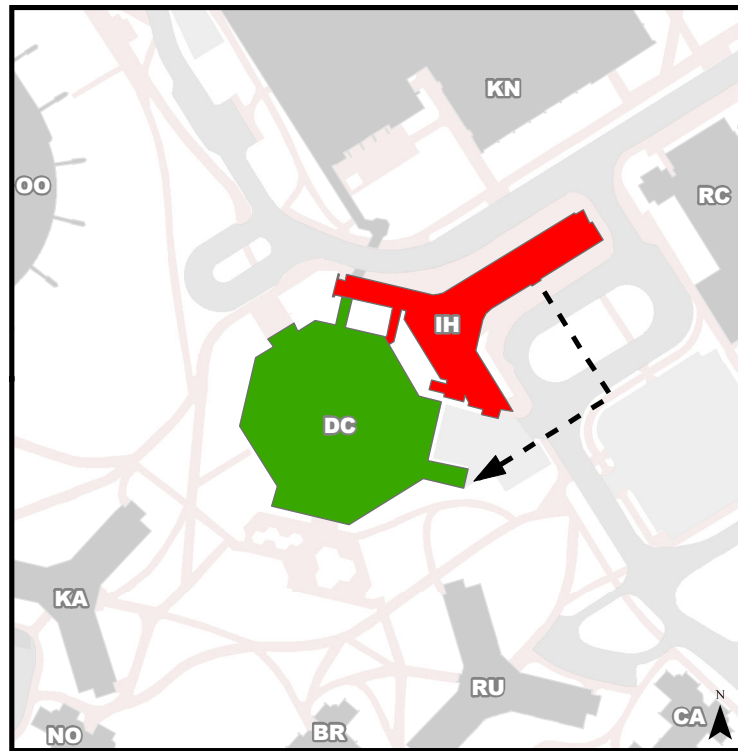
Legend	
 Rooms	 Staircases
 Washrooms	 Hallways
 Elevators	You Are Here

Emergency Evacuation Procedures

- Activate the **nearest** fire alarm pull station along exit path.
- Take coat and keys if immediately available.
- Evacuate building through the nearest exit. **Use stairs, do not use elevators.**
- Close all doors along your exit route.
- Move away from the building & proceed to Assembly Point

If you have information regarding the emergency call Campus Security at **403-220-5333** from a safe location

Evacuation Assembly Point Dining Centre (DC)



- Building You Are In
- Assembly Point During an Emergency



Legend	
 Rooms	 Staircases
 Washrooms	 Hallways
 Elevators	You Are Here

Emergency Evacuation Procedures

- Activate the **nearest** fire alarm pull station along exit path.
- Take coat and keys if immediately available.
- Evacuate building through the nearest exit. **Use stairs, do not use elevators.**
- Close all doors along your exit route.
- Move away from the building & proceed to Assembly Point

If you have information regarding the emergency call Campus Security at **403-220-5333** from a safe location

Evacuation Assembly Point Dining Centre (DC)



- Building You Are In
- Assembly Point During an Emergency



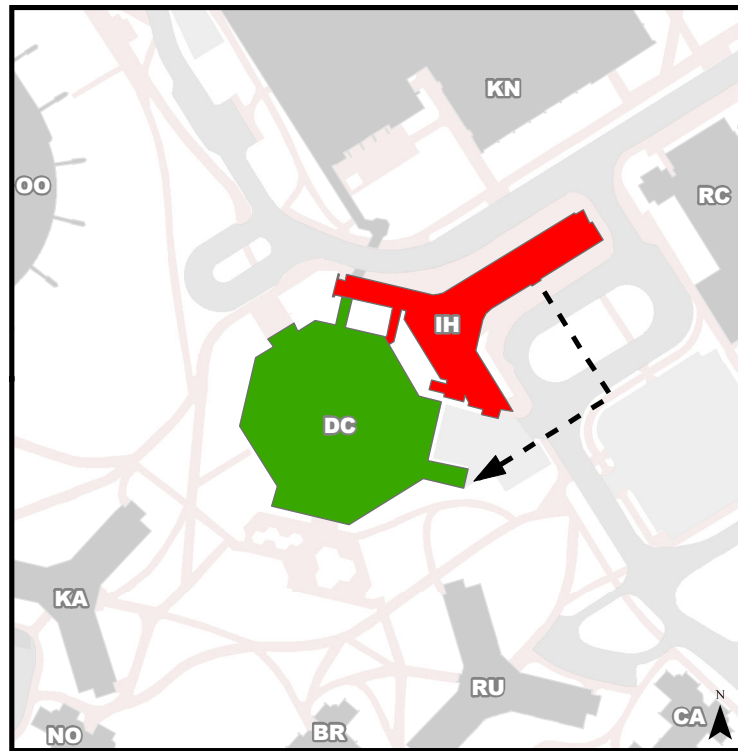
Legend	
 Rooms	 Staircases
 Washrooms	 Hallways
 Elevators	You Are Here

Emergency Evacuation Procedures

- Activate the **nearest** fire alarm pull station along exit path.
- Take coat and keys if immediately available.
- Evacuate building through the nearest exit. **Use stairs, do not use elevators.**
- Close all doors along your exit route.
- Move away from the building & proceed to Assembly Point

If you have information regarding the emergency call Campus Security at **403-220-5333** from a safe location

Evacuation Assembly Point Dining Centre (DC)



- Building You Are In
- Assembly Point During an Emergency



Legend	
 Rooms	 Staircases
 Washrooms	 Hallways
 Elevators	You Are Here